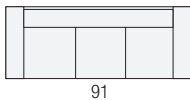



VERSIONI CON MECCANISMO RELAX AZIONABILE SOLO ELETTRICAMENTE.

cod. 0300
DIVANO 3 P




91

cod. 0302/0301
DIVANO 3 P LAT. SX-DX



80

cod. 0305
DIVANO 3 P 2C



85

cod. 0345/0344
DIV. 3P 2C LAT. SX-DX



74

cod. 0117/0116
POLTR. 2C SX-DX




42

cod. 0115
POLTR. 2C CENTRALE




31

cod. 0210
DIVANO 2 P MAXI



77

cod. 0212/0211
DIV. 2 P MAXI LAT. SX-DX



66

cod. 0112/0111
POL. MAXI SX-DX




38

cod. 0113
POLTR. MAXI CENTRALE




27

cod. 0200
DIVANO 2 POSTI




27

cod. 0202/0201
2 POSTI SX-DX



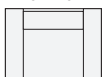
22

cod. 0203
2 POSTI CENTRALE



18

cod. 0100
POLTRONA



46

cod. 0102/0101
POLTR. LAT. SX-DX



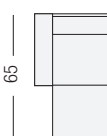
34

cod. 0103
POLTR. CENTRALE



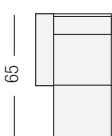
23

cod. 0701/0700
DORM. SX-DX



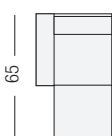
34

cod. 0705/0704
DORM. MAXI SX-DX



39

cod. 0697/0696
DORM. 2C SX-DX



42

cod. 0712/0711
POLTR. PENIS. SX-DX



50

cod. 0714/0713
POLTR. MAXI PENIS. SX-DX



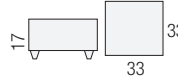
54

cod. 0716/0715
POLTR. 2C PENIS. SX-DX



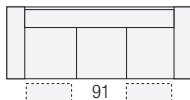
58

cod. 0801
POUF



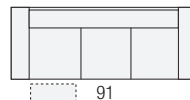
33

2 Motori - cod. 1359
DIVANO 3 P - 2 RLX



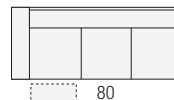
91

2 Motori - cod. 1372/1371
DIV. 3 P - 1 RLX SX-DX



91

2 Motori - cod. 1307/1306
3 P LAT. SX-DX - 1 RLX




80

2 Motori - cod. 1317
DIV. 3P 2C - 2 RLX




85

2 Motori - cod. 1374/1373
DIV. 3P 2C - 1 RLX SX-DX



85

2 Motori - cod. 1335/1334
DIV. 3P 2C SX-DX - RLX



74

2 M - cod. 1155/1154
POL. 2C SX-DX RLX




42

2 M - cod. 1153
POLTR. CENTR 2C - RLX




31

2 Motori - cod. 1239
DIV. 2 P MAXI - 2 RLX



77

2 Motori - cod. 1218/1217
2 P MAXI - 1 RLX SX-DX



77

2 Motori - cod. 1246/1245
2 P MAXI SX-DX - 1 RLX



66

2 M - cod. 1158/1157
POL. MAXI SX-DX RLX



38

2 M - cod. 1156
POLTR. MAXI CENTR - RLX



27

2 Motori - cod. 1244
DIV. 2 P - 2 RLX



27

2 Motori - cod. 1236/1235
DIVANO 2 P - 1 RLX SX-DX



27

2 Motori - cod. 1238/1237
2 P SX-DX - RLX



22

2 M - cod. 1152/1151
POLTR. SX-DX - RLX



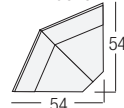
34

2 M - cod. 1159
POLTR. CENTR - RLX



23

cod. 0602
ANGOLO



54

cod. 0608
ANG. QUADRO



67

67

